



North American Championships 2010/American Cup III

Utah Olympic Oval











12 - 14 February 2010




















Ladies - Allround

Name		500m		1500m		1000m		3000m		Total	Diff		
		Time	Points	Time	Points	Time	Points	Time	Points				
1	Lauren MCGUIRE	CAN		43,22	43,220 (7)	2.07,31	42,436 (4)	1.23,10	41,550 (3)	4.28,99	44,831 (3)	172,037	
2	Sara HOPKINS	CAN		42,05	42,050 (5)	2.07,52	42,506 (5)	1.24,20	42,100 (5)	4.33,71	45,618 (4)	172,274	0,237
3	Stéphanie BERGERON	CAN		43,27	43,270 (8)	2.10,75	43,583 (9)	1.24,52	42,260 (6)	4.36,28	46,046 (5)	175,159	3,122
4	Suzanne HAMILTON	CAN		43,14	43,140 (6)	2.09,36	43,120 (7)	1.25,17	42,585 (7)	4.41,40	46,900 (6)	175,745	3,708
5	Carla LANGENTHAL	USA		44,87	44,870 (10)	2.09,39	43,130 (8)	1.26,98	43,490 (8)	4.26,45	44,408 (2)	175,898	3,861
6	Jessica BACKSTROM	USA		44,32	44,320 (9)	2.16,14	45,380 (10)	1.28,37	44,185 (9)	4.56,97	49,495 (7)	183,380	11,343
	Daniela DUMITRU	ROU		40,14	40,140 (1)	2.04,21	41,403 (2)	1.19,54	39,770 (1)	DNS		121,313	
	Elyce HENRY	CAN		41,70	41,700 (3)	2.04,73	41,576 (3)	1.20,44	40,220 (2)	DNS		123,496	
	Justine L'HEUREUX	CAN		40,75	40,750 (2)	2.00,07	40,023 (1)	DNF		4.17,37	42,895 (1)	123,668	
	Veronique HUOT	CAN		41,84	41,840 (4)	2.08,96	42,986 (6)	1.23,94	41,970 (4)	DNS		126,796	





Ladies - Allround - Junior A

Name		500m		1500m		1000m		3000m		Total	Diff		
		Time	Points	Time	Points	Time	Points	Time	Points				
1	Brianne TUTT	CAN		40,77	40,770 (3)	2.02,12	40,706 (2)	1.19,96	39,980 (2)	4.17,06	42,843 (1)	164,299	
2	Kali CHRIST	CAN		40,53	40,530 (1)	2.02,03	40,676 (1)	1.19,58	39,790 (1)	4.23,57	43,928 (2)	164,924	0,625
3	Emilie LACHANCE	CAN		40,66	40,660 (2)	2.04,25	41,416 (3)	1.20,86	40,430 (3)	4.28,97	44,828 (4)	167,334	3,035
4	Tori SPENCE	CAN		42,67	42,670 (4)	2.06,35	42,116 (4)	1.21,53	40,765 (4)	4.25,94	44,323 (3)	169,874	5,575
5	Erin MITCHELL	CAN		42,92	42,920 (5)	2.11,19	43,730 (6)	1.23,73	41,865 (5)	4.41,70	46,950 (7)	175,465	11,166
6	Daniela ILAȘCU	ROU		43,43	43,430 (7)	2.10,52	43,506 (5)	1.25,09	42,545 (6)	4.40,62	46,770 (6)	176,251	11,952
7	Danielle BARRETT	USA		44,44	44,440 (9)	2.12,18	44,060 (8)	1.26,52	43,260 (7)	4.37,68	46,280 (5)	178,040	13,741
8	Kelly PROKOPCHUK	CAN		43,26	43,260 (6)	2.14,91	44,970 (9)	1.27,13	43,565 (8)	4.52,90	48,816 (8)	180,611	16,312
9	Hayley DEHAAN	USA		43,95	43,950 (8)	2.17,32	45,773 (10)	1.27,87	43,935 (10)	4.55,14	49,190 (9)	182,848	18,549
10	Hannah MOOMEY	USA		46,49	46,490 (11)	2.22,40	47,466 (11)	1.30,49	45,245 (11)	5.07,91	51,318 (10)	190,519	26,220
	Kimberley BATES	CAN		44,94	44,940 (10)	2.11,57	43,856 (7)	1.27,77	43,885 (9)	DNF		132,681	

Ladies - Allround - Junior B

Name		500m		1500m		1000m		3000m		Total	Diff		
		Time	Points	Time	Points	Time	Points	Time	Points				
1	Kate HANLY	CAN		39,64	39,640 (1)	2.04,21	41,403 (1)	1.19,36	39,680 (1)	4.33,05	45,508 (3)	166,231	
2	Petra ACKER	USA		41,92	41,920 (3)	2.04,86	41,620 (2)	1.21,75	40,875 (2)	4.25,32	44,220 (1)	168,635	2,404
3	Elise MACDONALD	CAN		42,76	42,760 (5)	2.08,45	42,816 (3)	1.23,85	41,925 (4)	4.36,18	46,030 (4)	173,531	7,300
4	Josie SPENCE	CAN		43,10	43,100 (7)	2.09,58	43,193 (4)	1.24,92	42,460 (5)	4.29,62	44,936 (2)	173,689	7,458
5	Alison BANWELL	CAN		42,18	42,180 (4)	2.09,87	43,290 (6)	1.23,04	41,520 (3)	4.47,10	47,850 (5)	174,840	8,609
6	Hillary FAST	CAN		43,00	43,000 (6)	2.14,50	44,833 (7)	1.25,25	42,625 (6)	4.54,84	49,140 (8)	179,598	13,367
7	Katie BABICH	CAN		43,83	43,830 (10)	2.14,73	44,910 (8)	1.27,87	43,935 (7)	4.51,60	48,600 (7)	181,275	15,044
8	Anne-Marie COUTURE	CAN		41,88	41,880 (2)	2.09,67	43,223 (5)	1.36,81	48,405 (17)	4.48,01	48,001 (6)	181,509	15,278
9	Jaclyn ROWE	USA		43,97	43,970 (11)	2.18,38	46,126 (10)	1.28,53	44,265 (8)	4.55,31	49,218 (9)	183,579	17,348
10	Madeleine YAGER	CAN		43,80	43,800 (9)	2.18,85	46,283 (11)	1.28,70	44,350 (10)	4.58,09	49,681 (11)	184,114	17,883
11	Melanie ECKERT	USA		44,78	44,780 (12)	2.18,21	46,070 (9)	1.28,54	44,270 (9)	4.57,44	49,573 (10)	184,693	18,462
12	Keira POELZER	CAN		43,25	43,250 (8)	2.21,15	47,050 (12)	1.29,56	44,780 (12)	5.13,62	52,270 (15)	187,350	21,119
13	Marie-Hélène GARON	CAN		44,97	44,970 (13)	2.22,24	47,413 (14)	1.30,62	45,310 (13)	5.05,94	50,990 (12)	188,683	22,452
14	Kelsey REILLY	CAN		45,25	45,250 (15)	2.21,93	47,310 (13)	1.29,43	44,715 (11)	5.09,39	51,565 (13)	188,840	22,609
15	Cynthia BEAULIEU	CAN		45,13	45,130 (14)	2.24,52	48,173 (15)	1.31,25	45,625 (14)	5.21,00	53,500 (16)	192,428	26,197
16	Sophie CROTEAU	CAN		46,49	46,490 (16)	2.24,85	48,283 (16)	1.32,46	46,230 (15)	5.09,84	51,640 (14)	192,643	26,412
17	Alex RONCHAK	USA		47,25	47,250 (17)	2.29,70	49,900 (17)	1.35,04	47,520 (16)	5.23,12	53,853 (17)	198,523	32,292

Ladies - Allround - Junior C

Name	500m		1500m		1000m		3000m		Total	Diff
	Time	Points	Time	Points	Time	Points	Time	Points		
1 Amélie BERGERON 	42,54	42,540 (1)	2.14,98	44,993 (1)	1.25,83	42,915 (1)	5.01,50	50,250 (3)	180,698	
2 Shelby COMEAU 	45,14	45,140 (2)	2.19,14	46,380 (2)	1.28,54	44,270 (2)	4.56,34	49,390 (2)	185,180	4,482
3 Emily MELLORS 	46,54	46,540 (4)	2.20,58	46,860 (3)	1.34,09	47,045 (4)	4.56,18	49,363 (1)	189,808	9,110
4 Mary Kate HODOR 	45,56	45,560 (3)	2.25,51	48,503 (4)	1.32,32	46,160 (3)	5.16,92	52,820 (4)	193,043	12,345