



North American Championships 2010/American Cup III

Utah Olympic Oval

12 - 14 February 2010




















Ladies - Sprint

Name		500m		1000m		500m		1000m		Total	Diff
		Time	Points	Time	Points	Time	Points	Time	Points		
1	Danielle WOTHERSPOON	CAN	39,43 39,430 (1)	1.18,16 39,080 (2)	39,05 39,050 (1)	1.18,63 39,315 (2)	156,875				
2	Sarah GREGG	CAN	40,32 40,320 (4)	1.18,18 39,090 (3)	40,02 40,020 (3)	1.18,51 39,255 (1)	158,685	1,810			
3	Daniela DUMITRU	ROU	40,14 40,140 (3)	1.19,54 39,770 (5)	40,25 40,250 (4)	1.19,51 39,755 (5)	159,915	3,040			
4	Kirsti LAY	CAN	40,59 40,590 (6)	1.18,71 39,355 (4)	40,85 40,850 (7)	1.19,24 39,620 (4)	160,415	3,540			
5	Netanya MINTZ	USA	40,47 40,470 (5)	1.21,29 40,645 (8)	40,32 40,320 (5)	1.20,31 40,155 (6)	161,590	4,715			
6	Shayla HEIDINGER	CAN	40,64 40,640 (7)	1.21,02 40,510 (6)	40,74 40,740 (6)	1.21,22 40,610 (9)	162,500	5,625			
7	Sabrina LAPOINTE	CAN	40,91 40,910 (9)	1.21,39 40,695 (9)	40,97 40,970 (8)	1.21,54 40,770 (10)	163,345	6,470			
8	Leah LAMBERT	USA	41,17 41,170 (10)	1.21,43 40,715 (10)	41,01 41,010 (9)	1.22,52 41,260 (11)	164,155	7,280			
9	Marie-Pier GERVAIS-MOREAU	CAN	41,54 41,540 (12)	1.21,49 40,745 (11)	41,60 41,600 (10)	1.21,17 40,585 (8)	164,470	7,595			
10	Sara HOPKINS	CAN	42,05 42,050 (14)	1.24,20 42,100 (13)	41,90 41,900 (11)	1.23,17 41,585 (12)	167,635	10,760			
11	Veronique HUOT	CAN	41,84 41,840 (13)	1.23,94 41,970 (12)	42,09 42,090 (12)	1.24,09 42,045 (13)	167,945	11,070			
12	Michèle BOUTIN	CAN	42,77 42,770 (15)	1.24,22 42,110 (14)	42,73 42,730 (13)	1.25,30 42,650 (15)	170,260	13,385			
13	Stéphanie BERGERON	CAN	43,27 43,270 (16)	1.24,52 42,260 (15)	42,99 42,990 (14)	1.24,48 42,240 (14)	170,760	13,885			
14	Sarah BURD	USA	44,16 44,160 (17)	1.27,17 43,585 (16)	45,05 45,050 (15)	1.28,09 44,045 (16)	176,840	19,965			
	Kelly GUNTHER	USA	39,63 39,630 (2)	1.17,86 38,930 (1)	39,74 39,740 (2)	DNS	118,300				
	Crystal PHILLIPS	CAN	41,32 41,320 (11)	1.21,03 40,515 (7)	DNS	1.21,09 40,545 (7)	122,380				
	Justine L'HEUREUX	CAN	40,75 40,750 (8)	DNF	DNS	1.19,06 39,530 (3)	80,280				





Ladies - Sprint - Junior A

Name		500m		1000m		500m		1000m		Total	Diff		
		Time	Points	Time	Points	Time	Points	Time	Points				
1	Kali CHRIST	CAN		40,53	40,530 (3)	1.19,58	39,790 (2)	40,63	40,630 (3)	1.19,89	39,945 (1)	160,895	
2	Marsha HUDEY	CAN		40,31	40,310 (2)	1.20,57	40,285 (4)	39,91	39,910 (1)	1.20,94	40,470 (3)	160,975	0,080
3	Brianne TUTT	CAN		40,77	40,770 (5)	1.19,96	39,980 (3)	41,27	41,270 (5)	1.20,52	40,260 (2)	162,280	1,385
4	Emilie LACHANCE	CAN		40,66	40,660 (4)	1.20,86	40,430 (5)	40,91	40,910 (4)	1.21,21	40,605 (4)	162,605	1,710
5	Rebekah DYRUD	USA		42,05	42,050 (6)	1.22,99	41,495 (7)	41,67	41,670 (6)	1.23,09	41,545 (5)	166,760	5,865
6	Erin MITCHELL	CAN		42,92	42,920 (8)	1.23,73	41,865 (8)	42,50	42,500 (8)	1.24,51	42,255 (6)	169,540	8,645
7	Daniela ILAȘCU	ROU		43,43	43,430 (9)	1.25,09	42,545 (9)	43,13	43,130 (9)	1.25,24	42,620 (7)	171,725	10,830
8	Hayley DEHAAN	USA		43,95	43,950 (10)	1.27,87	43,935 (11)	44,85	44,850 (12)	1.28,88	44,440 (9)	177,175	16,280
9	Kimberley BATES	CAN		44,94	44,940 (12)	1.27,77	43,885 (10)	44,80	44,800 (11)	1.28,74	44,370 (8)	177,995	17,100
10	Greta WAPLES	CAN		44,61	44,610 (11)	1.29,11	44,555 (12)	44,51	44,510 (10)	1.32,31	46,155 (11)	179,830	18,935
11	Hannah MOOMEY	USA		46,49	46,490 (13)	1.30,49	45,245 (13)	45,87	45,870 (13)	1.31,38	45,690 (10)	183,295	22,400
12	Camille VIENS	CAN		46,50	46,500 (14)	1.33,50	46,750 (14)	46,45	46,450 (14)	1.35,10	47,550 (12)	187,250	26,355
	Kaylin IRVINE	CAN		39,69	39,690 (1)	1.17,81	38,905 (1)	40,15	40,150 (2)	DNS		118,745	
	Tori SPENCE	CAN		42,67	42,670 (7)	1.21,53	40,765 (6)	42,14	42,140 (7)	DNS		125,575	

Ladies - Sprint - Junior B

Name		500m		1000m		500m		1000m		Total	Diff		
		Time	Points	Time	Points	Time	Points	Time	Points				
1	Isabel DILGER	CAN		40,02	40,020 (1)	1.19,73	39,865 (1)	40,00	40,000 (1)	1.20,66	40,330 (1)	160,215	
2	Alison BANWELL	CAN		42,18	42,180 (4)	1.23,04	41,520 (3)	42,12	42,120 (3)	1.24,31	42,155 (3)	167,975	7,760
3	Anne-Marie COUTURE	CAN		41,88	41,880 (2)	1.36,81	48,405 (17)	42,04	42,040 (2)	1.24,01	42,005 (2)	174,330	14,115
4	Keira POELZER	CAN		43,25	43,250 (7)	1.29,56	44,780 (12)	42,76	42,760 (5)	1.30,77	45,385 (6)	176,175	15,960
5	Jaclyn ROWE	USA		43,97	43,970 (10)	1.28,53	44,265 (7)	44,38	44,380 (10)	1.29,88	44,940 (4)	177,555	17,340
6	Melanie ECKERT	USA		44,78	44,780 (12)	1.28,54	44,270 (8)	45,30	45,300 (13)	1.30,36	45,180 (5)	179,530	19,315
7	Marie-Hélène GARON	CAN		44,97	44,970 (13)	1.30,62	45,310 (13)	43,75	43,750 (8)	1.32,27	46,135 (8)	180,165	19,950
8	Kelsey REILLY	CAN		45,25	45,250 (15)	1.29,43	44,715 (11)	45,15	45,150 (11)	1.31,58	45,790 (7)	180,905	20,690
9	Cynthia BEAULIEU	CAN		45,13	45,130 (14)	1.31,25	45,625 (14)	45,27	45,270 (12)	1.33,85	46,925 (9)	182,950	22,735
10	Sophie CROTEAU	CAN		46,49	46,490 (16)	1.32,46	46,230 (15)	45,99	45,990 (15)	1.35,16	47,580 (11)	186,290	26,075
11	Alex RONCHAK	USA		47,25	47,250 (17)	1.35,04	47,520 (16)	47,66	47,660 (16)	1.34,28	47,140 (10)	189,570	29,355
	Hillary FAST	CAN		43,00	43,000 (5)	1.25,25	42,625 (5)	42,59	42,590 (4)	DNS		128,215	
	Josie SPENCE	CAN		43,10	43,100 (6)	1.24,92	42,460 (4)	42,85	42,850 (6)	DNS		128,410	
	Madeleine YAGER	CAN		43,80	43,800 (8)	1.28,70	44,350 (9)	43,25	43,250 (7)	DNS		131,400	
	Katie BABICH	CAN		43,83	43,830 (9)	1.27,87	43,935 (6)	44,07	44,070 (9)	DNS		131,835	
	Amanda GUYETTE	USA		44,67	44,670 (11)	1.29,15	44,575 (10)	45,46	45,460 (14)	DNS		134,705	
	Petra ACKER	USA		41,92	41,920 (3)	1.21,75	40,875 (2)	DNS		DNS		82,795	

Ladies - Sprint - Junior C

Name		500m		1000m		500m		1000m		Total	Diff		
		Time	Points	Time	Points	Time	Points	Time	Points				
1	Amélie BERGERON	CAN		42,54	42,540 (1)	1.25,83	42,915 (1)	42,25	42,250 (1)	1.26,85	43,425 (1)	171,130	
2	Shelby COMEAU	USA		45,14	45,140 (2)	1.28,54	44,270 (2)	45,49	45,490 (2)	1.30,20	45,100 (2)	180,000	8,870
3	Mary Kate HODOR	USA		45,56	45,560 (3)	1.32,32	46,160 (3)	46,03	46,030 (3)	1.34,04	47,020 (4)	184,770	13,640
4	Emily MELLORS	CAN		46,54	46,540 (4)	1.34,09	47,045 (4)	47,26	47,260 (4)	1.33,47	46,735 (3)	187,580	16,450