






North American Championships 2010/American Cup III

Utah Olympic Oval

12 - 14 February 2010
























Men - Allround

Name		500m		3000m		1500m		5000m		Total	Diff
		Time	Points	Time	Points	Time	Points	Time	Points		
1 Keith SULZER	CAN 	37,65	37,650 (1)	3.51,07	38,511 (1)	1.49,57	36,523 (1)	6.39,97	39,997 (1)	152,681	
2 Brian BOUDREAU	USA 	37,86	37,860 (2)	4.11,29	41,881 (3)	1.54,75	38,250 (2)	7.14,43	43,443 (3)	161,434	8,753
3 Blake FELBER	USA 	52,19	52,190 (3)	4.06,63	41,105 (2)	1.56,60	38,866 (3)	7.12,23	43,223 (2)	175,384	22,703

Men - Allround - Junior A

Name		500m		3000m		1500m		5000m		Total	Diff		
		Time	Points	Time	Points	Time	Points	Time	Points				
1	Martin CORBETT	CAN		36,43	36,430 (2)	3.58,76	39,793 (1)	1.51,80	37,266 (2)	7.02,39	42,239 (2)	155,728	
2	Nicholas GOPLEN	CAN		38,63	38,630 (7)	4.00,63	40,105 (3)	1.55,33	38,443 (4)	7.01,95	42,195 (1)	159,373	3,645
3	Alec JANSSENS	CAN		38,02	38,020 (4)	4.07,09	41,181 (6)	1.55,03	38,343 (3)	7.10,68	43,068 (3)	160,612	4,884
4	Justin MAUNDER	CAN		39,62	39,620 (10)	4.07,08	41,180 (5)	1.57,97	39,323 (7)	7.10,90	43,090 (4)	163,213	7,485
5	Stephan AYOTTE	CAN		38,18	38,180 (5)	4.10,96	41,826 (7)	1.56,62	38,873 (5)	7.26,32	44,632 (7)	163,511	7,783
6	Michael WRUBLESKI	CAN		39,99	39,990 (12)	4.18,12	43,020 (9)	1.58,72	39,573 (9)	7.25,61	44,561 (6)	167,144	11,416
7	Matt RITTENHOUSE	USA		38,61	38,610 (6)	4.19,12	43,186 (10)	1.57,07	39,023 (6)	7.44,25	46,425 (9)	167,244	11,516
8	Andrew HODOR	USA		39,37	39,370 (8)	4.17,14	42,856 (8)	1.58,29	39,430 (8)	7.37,12	45,712 (8)	167,368	11,640
9	Darwin AMBROS	CAN		39,54	39,540 (9)	4.25,18	44,196 (11)	2.02,54	40,846 (10)	7.47,62	46,762 (10)	171,344	15,616
10	John GRANT	CAN		39,82	39,820 (11)	4.32,03	45,338 (13)	2.03,07	41,023 (11)	7.51,22	47,122 (12)	173,303	17,575
11	Marc JOUBERT	CAN		41,57	41,570 (13)	4.26,39	44,398 (12)	2.04,37	41,456 (12)	7.50,39	47,039 (11)	174,463	18,735
	Richard MACLENNAN	CAN		35,22	35,220 (1)	4.00,48	40,080 (2)	1.47,44	35,813 (1)	DNS		111,113	
	Elliot NELSON	CAN		37,96	37,960 (3)	4.05,18	40,863 (4)	DNF		7.20,10	44,010 (5)	122,833	

Men - Allround - Junior B

Name		500m		3000m		1500m		5000m		Total	Diff		
		Time	Points	Time	Points	Time	Points	Time	Points				
1	Yoan GAUTHIER	CAN		38,83	38,830 (3)	4.08,01	41,335 (1)	1.56,49	38,830 (1)	7.12,78	43,278 (1)	162,273	
2	Nathan TONKINSON	USA		41,75	41,750 (18)	4.09,99	41,665 (2)	2.00,47	40,156 (5)	7.13,65	43,365 (2)	166,936	4,663
3	Ryan BERNHARD	CAN		38,12	38,120 (1)	4.19,92	43,320 (7)	1.58,75	39,583 (3)	7.48,93	46,893 (12)	167,916	5,643
4	Jess NEUFELD	CAN		40,18	40,180 (11)	4.17,55	42,925 (6)	2.01,93	40,643 (10)	7.32,03	45,203 (6)	168,951	6,678
5	Christopher DAENINCK	CAN		40,02	40,020 (9)	4.19,95	43,325 (8)	1.59,46	39,820 (4)	7.40,01	46,001 (8)	169,166	6,893
6	Milo DELBIGIO	CAN		39,51	39,510 (7)	4.14,37	42,395 (4)	2.10,13	43,376 (18)	7.20,74	44,074 (3)	169,355	7,082
7	Philippe BERGERON	CAN		40,23	40,230 (12)	4.20,19	43,365 (9)	2.03,76	41,253 (12)	7.28,01	44,801 (5)	169,649	7,376
8	Edwin PARK	USA		39,48	39,480 (5)	4.20,35	43,391 (10)	2.03,42	41,140 (11)	7.40,28	46,028 (9)	170,039	7,766
9	Conner ELLIOTT	CAN		40,03	40,030 (10)	4.27,41	44,568 (13)	2.01,45	40,483 (8)	7.47,50	46,750 (10)	171,831	9,558
10	Brett APPELYARD	CAN		39,75	39,750 (8)	4.26,32	44,386 (12)	2.01,10	40,366 (7)	7.56,31	47,631 (14)	172,133	9,860
11	Ryan BAILEY	CAN		38,45	38,450 (2)	4.34,13	45,688 (16)	2.05,42	41,806 (13)	7.48,90	46,890 (11)	172,834	10,561
12	Luke TWEDDALE	USA		39,46	39,460 (4)	4.33,91	45,651 (15)	2.00,60	40,200 (6)	8.08,34	48,834 (18)	174,145	11,872
13	Hewson ELLIOTT	CAN		39,50	39,500 (6)	4.35,71	45,951 (17)	2.05,86	41,953 (15)	7.58,45	47,845 (15)	175,249	12,976
14	Terran BERNHARD	CAN		41,06	41,060 (15)	4.37,19	46,198 (19)	2.05,44	41,813 (14)	8.10,47	49,047 (19)	178,118	15,845
15	Philippe BOUTIN	CAN		40,45	40,450 (14)	4.33,44	45,573 (14)	2.14,28	44,760 (20)	7.54,63	47,463 (13)	178,246	15,973
16	Connor THEISEN	USA		42,05	42,050 (19)	4.36,21	46,035 (18)	2.09,66	43,220 (17)	8.03,48	48,348 (16)	179,653	17,380
17	Sébastien BEAULIEU	CAN		42,36	42,360 (20)	4.37,48	46,246 (20)	2.08,81	42,936 (16)	8.07,94	48,794 (17)	180,336	18,063
	Jordan BERTAGNOLLI	CAN		41,27	41,270 (16)	4.23,85	43,975 (11)	2.01,76	40,586 (9)	DNF		125,831	
	François DERY	CAN		40,25	40,250 (13)	4.14,68	42,446 (5)	DNS		7.22,50	44,250 (4)	126,946	
	Tim HEMPSALL	CAN		DQ		4.13,24	42,206 (3)	1.58,66	39,553 (2)	7.34,61	45,461 (7)	127,220	
	Matthew BACKSTROM	USA		41,60	41,600 (17)	4.40,50	46,750 (21)	2.11,08	43,693 (19)	DNF		132,043	